



Mei Hsin

Catalogue

Established In 1968

Specialized In Ergonomic, Modular & Customized Medical Products

Table Of Contents



Electric Beds	1
---------------	---

Manual Beds	17
-------------	----

Pediatric Hospital Beds	43
-------------------------	----

Emergency Stretchers	44
----------------------	----

Mattress	46
----------	----

Bedside Cabinets	48
------------------	----

IV Poles	51
----------	----

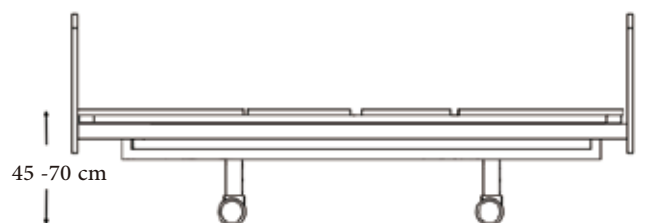
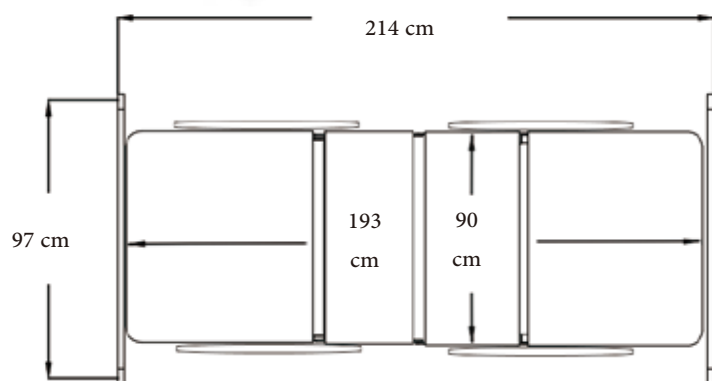
Bed Accessories	52
-----------------	----

Nursing Station Equipment	53
---------------------------	----

There is $\pm 5\%$ tolerance in all dimensions in this catalogue.

Mei Hsin reserves all rights to amend appearance, size and specification of products subject to change without prior notices.

MH-01-902



Bed Body	Mattress Platform	Hi-Lo
Siderails Up L214 cm x W110 cm		 0 - 70°
	L193 cm x W90 cm	 0 - 40°
Siderails Down L214 cm x W97 cm		 45 - 70cm
Bed Body, Mattress Platform & Hi-Lo Can Be Customized With MOQ.		

There is $\pm 5\%$ tolerance in all dimensions in this catalogue.

Feature




Powertrain: 3 Linear Actuators

1. Siderail controls provide back, knee, Hi-Lo & auto-contour controls on bilateral sides of siderails.
2. Voltage & Frequency: 110V/60HZ
3. Safety latches of wire connection and power indicator provided in ECU.

Bed Body

1. Made of 30mmx60mm steel tubes with powder coatings.
2. IV holes & drainage bag hangers provided.



Detachable ABS Mattress Platform

1. Detachable function provide modular maintenance and easy-wash function.
2. Built-in ventilation holes, restraint belt holes and mattress stoppers provided.



Detachable Head&Foot Boards

1. Material: ABS
2. Steel hooks, built-in safety locks & bumpers equipped.

Central Locking System

1. 5" dust-proof castors enable 360° rotation.
2. Pedal Lever Horizontal = Unlock
Pedal Lever Down = Lock
3. Directional lock castors are optional.




Rotary Tuck Away Siderails

1. Material: ABS
2. Individual replacement in ABS siderails and siderails base assembly provide easy maintenance.

Standard Accessory

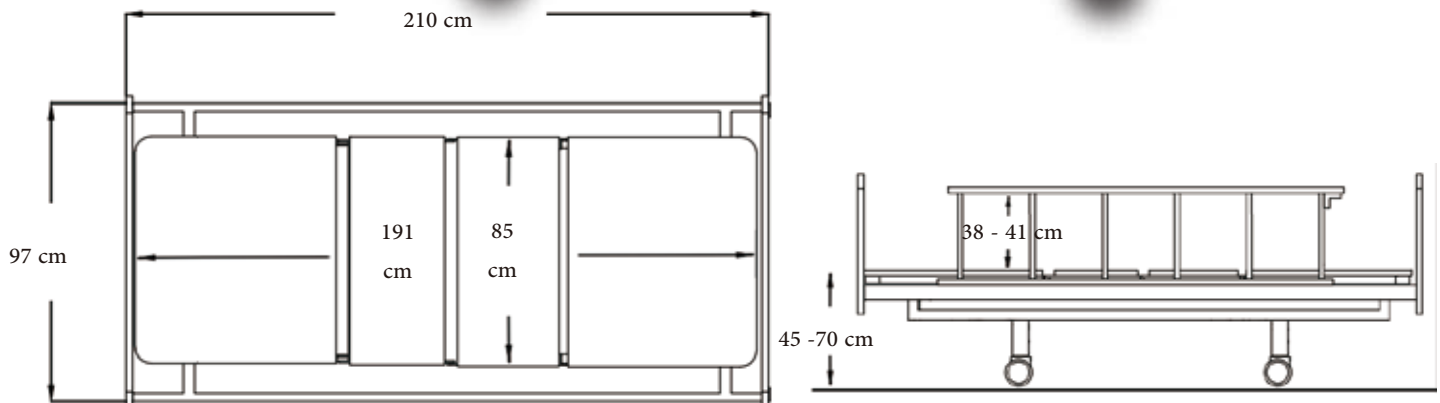
8cm tall waterproof mattress



Demostration Video

Models can be customized with MOQ according to specific requests.
Contact us to find more customized information.

MH-01-903



Bed Body	Mattress Platform	Hi-Lo
L210 cm x W97 cm	L191 cm x W85 cm	 0 - 70°
		 0 - 40°
		 45 - 70cm
Bed Body, Mattress Platform & Hi-Lo Can Be Customized With MOQ.		

There is $\pm 5\%$ tolerance in all dimensions in this catalogue.

Feature



Powertrain: 3 Linear Actuators

1. Hand controller provides back, knee, Hi-Lo & auto-contour controls.
2. Voltage & Frequency: 110V/60HZ
3. Safety latches of wire connection and power indicator provided in ECU.

Bed Body

1. Made of 30mmx60mm steel tubes with powder coatings.
2. IV holes & drainage bag hangers provided.



Detachable Plastic Mattress Platform

1. Detachable function provide modular maintenance and easy-wash function.
2. Built-in ventilation holes, restraint belt holes and mattress stoppers provided.



Detachable Head&Foot Boards

1. Material: Plastic
2. Steel hooks, built-in safety locks & bumpers equipped.

Lockable Castors

1. 5" lockable castors enable 360° rotation.
2. Pedal Horizontal = Unlock
Pedal Down = Lock



Collapsible Siderails

1. Material: aluminum alloy
2. Size: L150cm x W(H)41cm
3. Built-in pinch guard
4. Siderail base tube material:
steel tubes with powder coatings



Standard Accessory

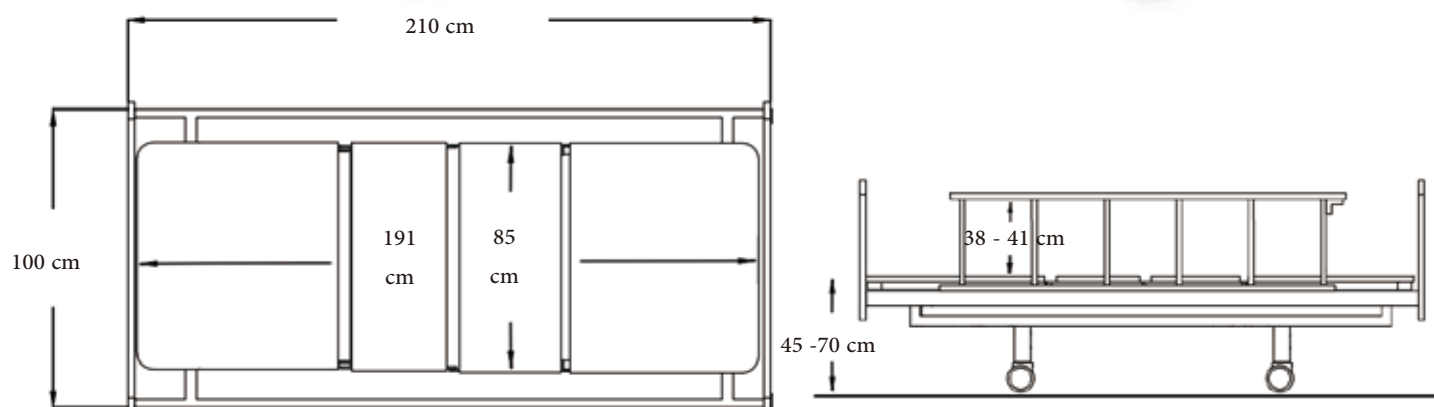

8cm tall waterproof mattress



Demostration Video

Models can be customized with MOQ according to specific requests.
Contact us to find more customized information.

MH-01-904



Bed Body	Mattress Platform	Hi-Lo
L210 cm x W100 cm	L191 cm x W 85 cm	 0 - 70°
		 0 - 40°
		 45 - 70cm
Bed Body, Mattress Platform & Hi-Lo Can Be Customized With MOQ.		

There is $\pm 5\%$ tolerance in all dimensions in this catalogue.

Feature



Powertrain: 3 Linear Actuators

1. Hand controller provides back, knee, Hi-Lo & auto-contour controls.
2. Voltage & Frequency: 110V/60HZ
3. Safety latches of wire connection and power indicator provided in ECU.

Bed Body

1. Made of 30mmx60mm steel tubes with powder coatings.
2. IV holes & drainage bag hangers provided.



Detachable Plastic Mattress Platform

1. Detachable function provide modular maintenance and easy-wash function.
2. Built-in ventilation holes, restraint belt holes and mattress stoppers provided.



Detachable Head&Foot Boards

1. Material: Plastic
2. Steel hooks, built-in safety locks & bumpers equipped.

Central Locking System

1. 5" dust-proof castors enable 360° rotation.
2. Pedal Lever Horizontal = Unlock
Pedal Lever Down = Lock
3. One directional lock castor equipped.




Collapsible Siderails

1. Material: aluminum alloy
2. Size: L150cm x W(H)41cm
3. Built-in pinch guard
4. Siderail base tube material:
steel tubes with powder coatings



Standard Accessory

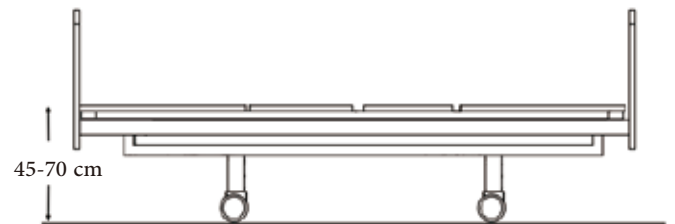
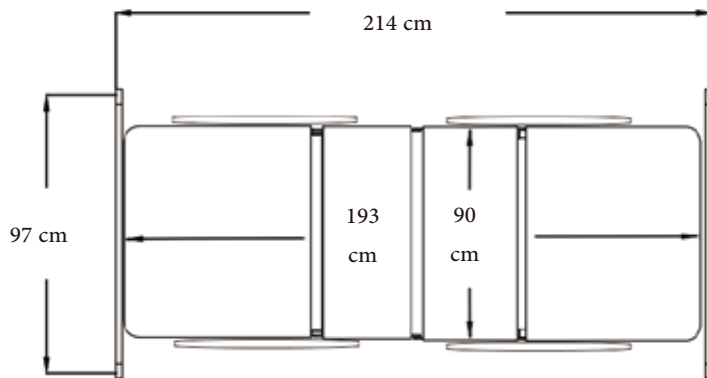
8cm tall waterproof mattress



Demostration Video

Models can be customized with MOQ according to specific requests.
Contact us to find more customized information.

MH-03-908



Bed Body	Mattress Platform	Hi-Lo
Siderails Up L214 cm x W110 cm		 0 - 70°
	L193 cm x W90 cm	 0 - 40°
Siderails Down L214 cm x W97 cm		 45 - 70cm
Bed Body, Mattress Platform & Hi-Lo Can Be Customized With MOQ.		

There is $\pm 5\%$ tolerance in all dimensions in this catalogue.

Feature




Powertrain: 3 Linear Actuators

1. Siderail controls provide back, knee, Hi-Lo & auto-contour controls on bilateral sides of siderails.
2. Voltage & Frequency: 110V/60HZ
3. Safety latches of wire connection and power indicator provided in ECU.

Bed Body

1. Made of 30mmx60mm steel tubes with powder coatings.
2. IV holes & drainage bag hangers provided.



Detachable ABS Mattress Platform

1. Detachable function provide modular maintenance and easy-wash function.
2. Built-in ventilation holes, restraint belt holes and mattress stoppers provided.



Detachable Head&Foot Boards

1. Material: ABS
2. Steel hooks, built-in safety locks & bumpers equipped.

Dust-Proof Castors

1. 5" dust-proof castors enable 360° rotation.
2. Pedal Horizontal = Unlock
Pedal Down = Lock




Rotary Tuck Away Siderails

1. Material: ABS
2. Individual replacement in ABS siderails and siderails base assembly provide easy maintenance.

Standard Accessory

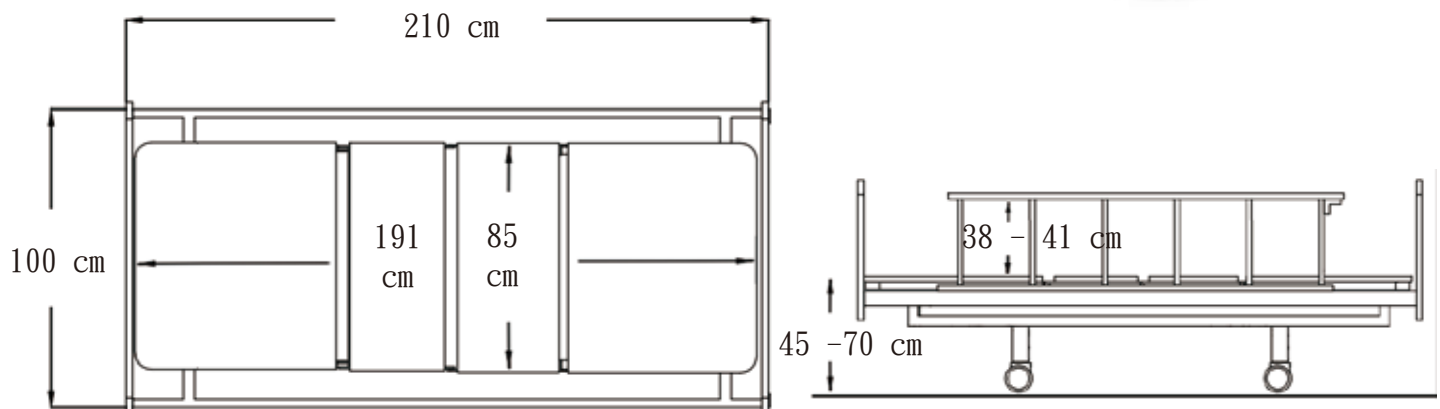
8cm tall waterproof mattress



Demostration Video

Models can be customized with MOQ according to specific requests.
Contact us to find more customized information.

MH-01-909



Bed Body	Mattress Platform	Hi-Lo
L210 cm x W100 cm	L191 cm x W85 cm	 0 - 70°
		 0 - 40°
		 45 - 70cm
Bed Body, Mattress Platform & Hi-Lo Can Be Customized With MOQ.		

There is $\pm 5\%$ tolerance in all dimensions in this catalogue.

Feature



Powertrain: 3 Linear Actuators

1. Hand controller provides back, knee, Hi-Lo & auto-contour controls.
2. Voltage & Frequency: 110V/60HZ
3. Safety latches of wire connection and power indicator provided in ECU.

Bed Body

1. Made of 30mmx60mm steel tubes with powder coatings.
2. IV holes & drainage bag hangers provided.



Steel Mattress Platform

1. Material: Steel with powder coatings
2. Built-in ventilation holes, restraint belt holes and mattress stoppers provided.



Detachable Head&Foot Boards

1. Material: Plastic
2. Steel hooks, built-in safety locks & bumpers equipped.


Central Locking System

1. 5" dust-proof castors enable 360° rotation.
2. Pedal Lever Horizontal = Unlock
Pedal Lever Down = Lock
3. Directional lock castors are optional.




Collapsible Siderails

1. Material: aluminum alloy
2. Size: L150cm x W(H)41cm
3. Built-in pinch guard
4. Siderail base tube material:
steel tubes with powder coatings



Standard Accessory

8cm tall waterproof mattress




Demostration Video

Models can be customized with MOQ according to specific requests.

Customized Examples



Customization: Collapsible Split Siderails



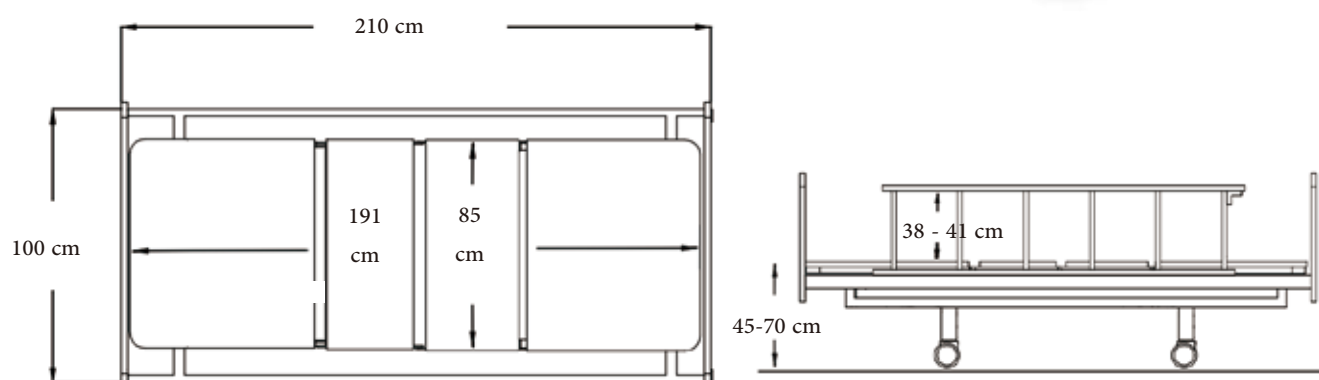
Customization: Dust-Proof Castors, Collapsible Split Siderails



Customization: Vertical Raise Structure, Built-in Wheel Bumper In Head&Foot Boards, 10 Gears Calf Adjustment, Mattress Platform Lifted to Fixed Height for ECU Maintenance, Auto Regression



MH-03-602



Bed Body	Mattress Platform	Hi-Lo
L210 cm x W100 cm	L191 cm x W85 cm	 0 - 70°
		 0 - 40°
		 45 - 70cm
Bed Body, Mattress Platform & Hi-Lo Can Be Customized With MOQ.		

There is $\pm 5\%$ tolerance in all dimensions in this catalogue.

Feature




Powertrain: 3 Collapsible Cranks

Collapsible cranks provide back, knee, Hi-Lo.

Bed Body

1. Made of 30mmx60mm steel tubes with powder coatings.
2. IV holes & drainage bag hangers provided.



Detachable Plastic Mattress Platform

1. Detachable function provide modular maintenance and easy-wash function.
2. Built-in ventilation holes, restraint belt holes and mattress stoppers provided.



Detachable Head&Foot Boards

1. Material: Plastic
2. Steel hooks, built-in safety locks & bumpers equipped.

Central Locking System

1. 5" dust-proof castors enable 360° rotation.
2. Pedal Lever Horizontal = Unlock
Pedal Lever Down = Lock
3. One directional lock castor equipped.




Collapsible Siderails

1. Material: aluminum alloy
2. Size: L150cm x W(H)41cm
3. Built-in pinch guard
4. Siderail base tube material:
steel tubes with powder coatings



Standard Accessory

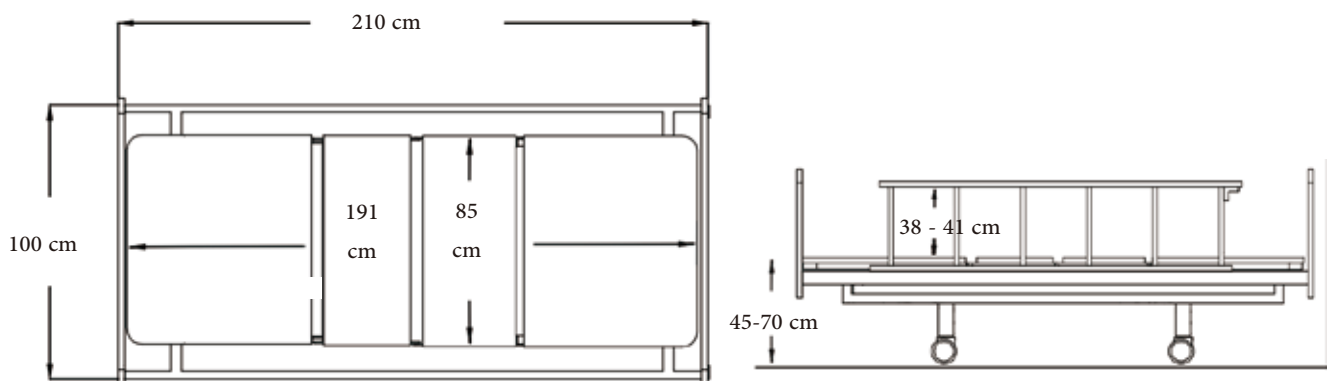
8cm tall waterproof mattress



Demostration Video

Models can be customized with MOQ according to specific requests.
Contact us to find more customized information.

MH-03-602C



Bed Body	Mattress Platform	Hi-Lo
L210 cm x W100 cm	L191 cm x W85 cm	 0 - 70°
		 0 - 40°
		 45 - 70cm

Bed Body, Mattress Platform & Hi-Lo Can Be Customized With MOQ.

There is $\pm 5\%$ tolerance in all dimensions in this catalogue.

Feature



Powertrain: 3 Collapsible Cranks

Collapsible cranks provide back, knee, Hi-Lo.

Bed Body

1. Made of 30mmx60mm steel tubes with powder coatings.
2. IV holes & drainage bag hangers provided.



Steel Mattress Platform

1. Material: Steel with powder coatings
2. Built-in ventilation holes, restraint belt holes and mattress stoppers provided.



Detachable Head&Foot Boards

1. Material: Plastic
2. Steel hooks, built-in safety locks & bumpers equipped.

Central Locking System

1. 5" dust-proof castors enable 360° rotation.
2. Pedal Lever Horizontal = Unlock
Pedal Lever Down = Lock
3. One directional lock castor equipped.



Collapsible Siderails

1. Material: aluminum alloy
2. Size: L150cm x W(H)41cm
3. Built-in pinch guard
4. Siderail base tube material:
steel tubes with powder coatings



Standard Accessory

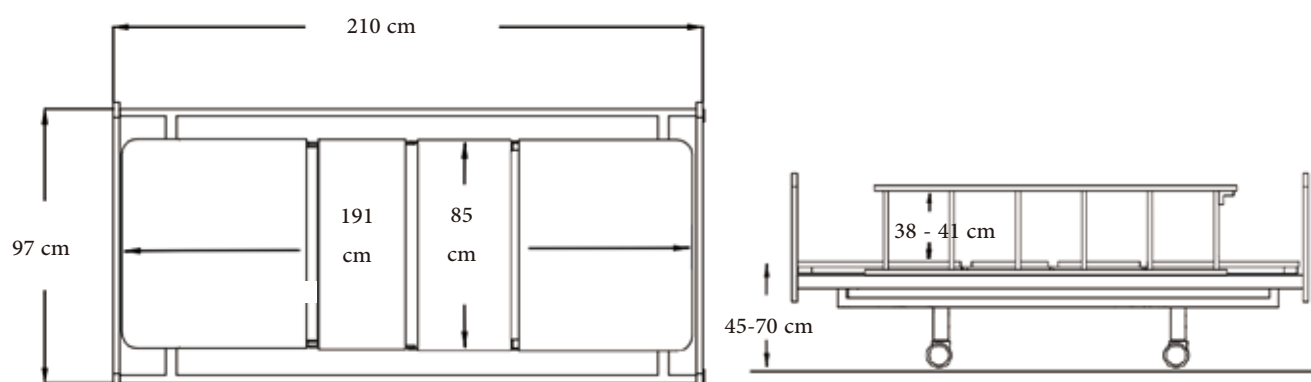
8cm tall waterproof mattress



Demostration Video

Models can be customized with MOQ according to specific requests.
Contact us to find more customized information.

MH-03-802



Bed Body	Mattress Platform	Hi-Lo
L210 cm x W97 cm	L191 cm x W85 cm	 0 - 70°
		 0 - 40°
		 45 - 70cm
Bed Body, Mattress Platform & Hi-Lo Can Be Customized With MOQ.		

There is $\pm 5\%$ tolerance in all dimensions in this catalogue.

Feature




Powertrain: 3 Collapsible Cranks

Collapsible cranks provide back, knee, Hi-Lo.

Bed Body

1. Made of 30mmx60mm steel tubes with powder coatings.
2. IV holes & drainage bag hangers provided.



Detachable Plastic Mattress Platform

1. Detachable function provide modular maintenance and easy-wash function.
2. Built-in ventilation holes, restraint belt holes and mattress stoppers provided.



Detachable Head&Foot Boards

1. Material: Plastic
2. Steel hooks, built-in safety locks & bumpers equipped.

Lockable Castors

1. 5" lockable castors enable 360° rotation.
2. Pedal Horizontal = Unlock
Pedal Down = Lock




Collapsible Siderails

1. Material: aluminum alloy
2. Size: L150cm x W(H)38cm
3. Built-in pinch guard
4. Compatible with built-in siderail base on bed body



Standard Accessory

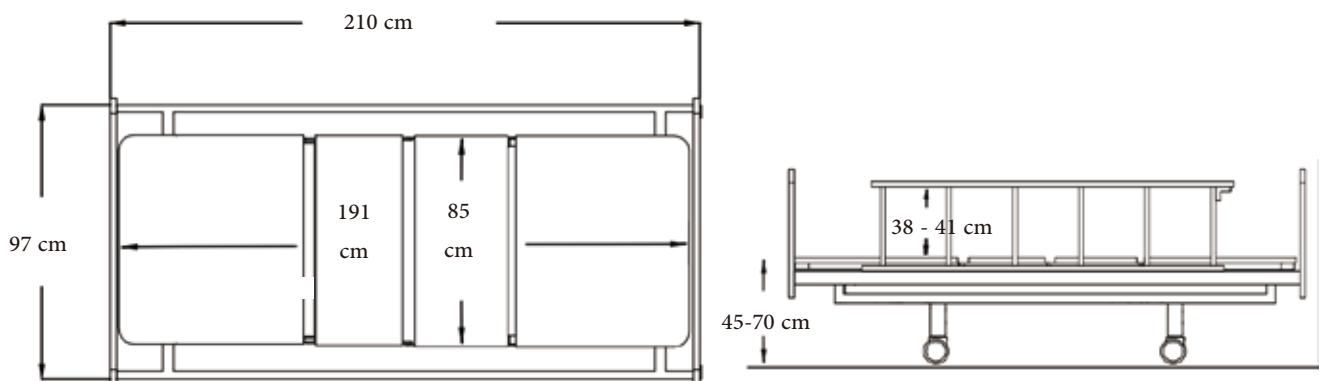
8cm tall waterproof mattress



Demostration Video

Models can be customized with MOQ according to specific requests.
Contact us to find more customized information.

MH-03-803



Bed Body	Mattress Platform	Hi-Lo
L210 cm x W97 cm	L191 cm x W85 cm	 0 - 70°
		 0 - 40°
		 45 - 70cm
Bed Body, Mattress Platform & Hi-Lo Can Be Customized With MOQ.		

There is $\pm 5\%$ tolerance in all dimensions in this catalogue.

Feature



Powertrain: 3 Collapsible Cranks

Collapsible cranks provide back, knee, Hi-Lo.

Bed Body

1. Made of 30mmx60mm steel tubes with powder coatings.
2. IV holes & drainage bag hangers provided.



Steel Mattress Platform

1. Material: Steel with powder coatings
2. Built-in ventilation holes, restraint belt holes and mattress stoppers provided.



Detachable Head&Foot Boards

1. Material: Plastic
2. Steel hooks, built-in safety locks & bumpers equipped.

Lockable Castors

1. 5" lockable castors enable 360° rotation.
2. Pedal Horizontal = Unlock
Pedal Down = Lock




Collapsible Siderails

1. Material: aluminum alloy
2. Size: L150cm x W(H)38cm
3. Built-in pinch guard
4. Compatible with built-in siderail base on bed body



Standard Accessory

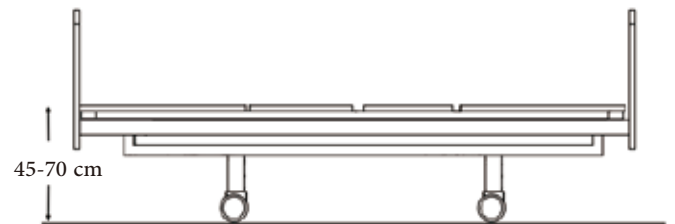
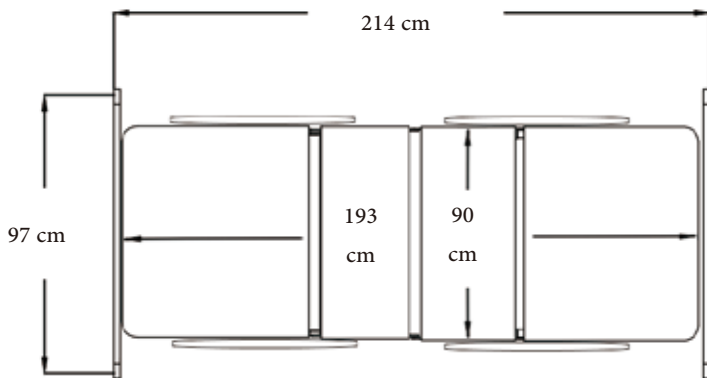
8cm tall waterproof mattress



Demostration Video

Models can be customized with MOQ according to specific requests.
Contact us to find more customized information.

MH-03-806



Bed Body	Mattress Platform	Hi-Lo
Siderails Up L214 cm x W110 cm		 0 - 70°
	L193 cm x W90 cm	 0 - 40°
Siderails Down L214 cm x W97 cm		 45 - 70cm
Bed Body, Mattress Platform & Hi-Lo Can Be Customized With MOQ.		

There is $\pm 5\%$ tolerance in all dimensions in this catalogue.

Feature




Powertrain: 3 Collapsible Cranks

Collapsible cranks provide back, knee, Hi-Lo.

Bed Body

1. Made of 30mmx60mm steel tubes with powder coatings.
2. IV holes & drainage bag hangers provided.



Detachable ABS Mattress Platform

1. Detachable function provide modular maintenance and easy-wash function.
2. Built-in ventilation holes, restraint belt holes and mattress stoppers provided.



Detachable Head&Foot Boards

1. Material: ABS
2. Steel hooks, built-in safety locks & bumpers equipped.

Central Locking System

1. 5" dust-proof castors enable 360° rotation.
2. Pedal Lever Horizontal = Unlock
Pedal Lever Down = Lock
3. Directional lock castors are optional.




Rotary Tuck Away Siderails

1. Material: ABS
2. Individual replacement in ABS siderails and siderails base assembly provide easy maintenance.

Standard Accessory

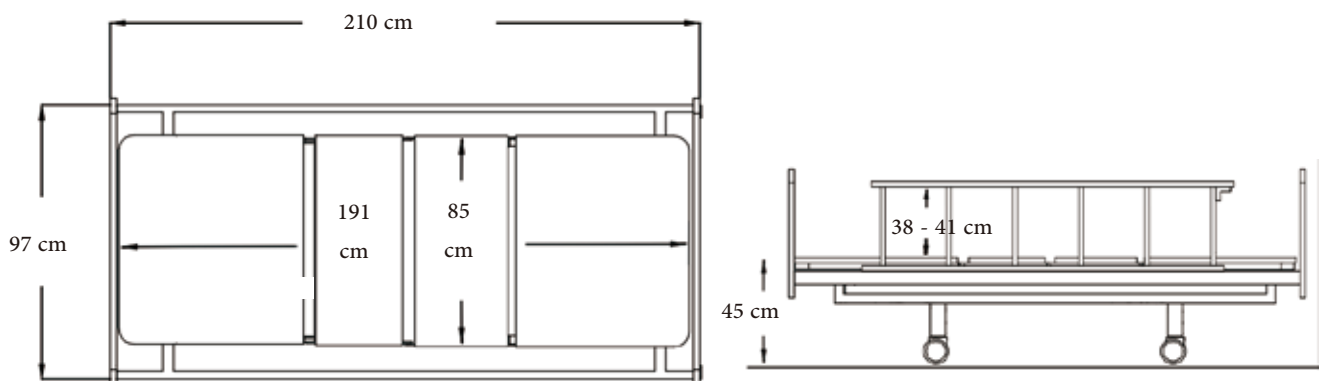

8cm tall waterproof mattress



Demostration Video

Models can be customized with MOQ according to specific requests.
Contact us to find more customized information.

MH-900A



Bed Body	Mattress Platform	Hi-Lo
L210 cm x W97 cm	L191 cm x W85 cm	 0 - 70°
		 0 - 40°
		 N/A
Bed Body, Mattress Platform & Hi-Lo Can Be Customized With MOQ.		

There is $\pm 5\%$ tolerance in all dimensions in this catalogue.

Feature




Powertrain: 2 Collapsible Cranks

Collapsible cranks provide back and knee.

Bed Body

1. Made of 30mmx60mm steel tubes with powder coatings.
2. IV holes & drainage bag hangers provided.



Detachable Plastic Mattress Platform

1. Detachable function provide modular maintenance and easy-wash function.
2. Built-in ventilation holes, restraint belt holes and mattress stoppers provided.



Detachable Head&Foot Boards

1. Material: Plastic
2. Steel hooks, built-in safety locks & bumpers equipped.

Lockable Castors

1. 5" lockable castors enable 360° rotation.
2. Pedal Horizontal = Unlock
Pedal Down = Lock




Collapsible Siderails

1. Material: aluminum alloy
2. Size: L150cm x W(H)38cm
3. Built-in pinch guard
4. Compatible with built-in siderail base on bed body



Standard Accessory

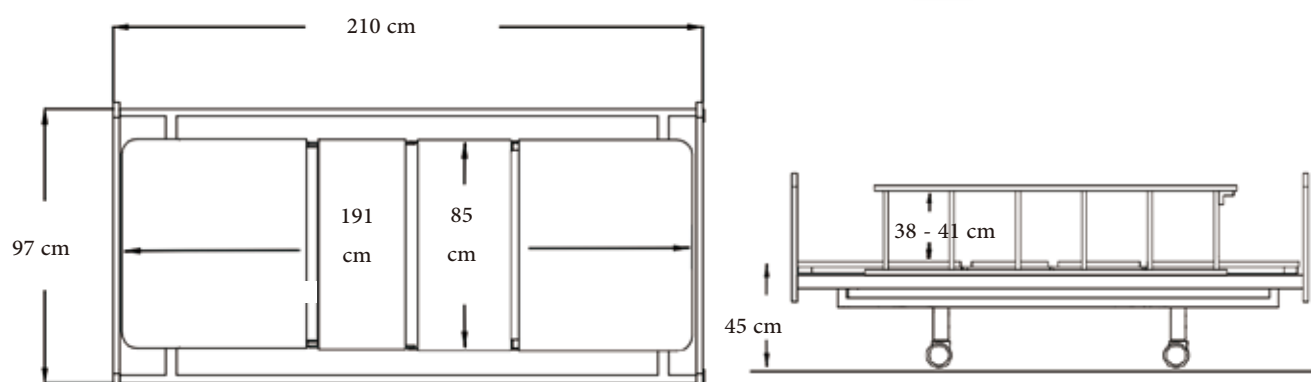
8cm tall waterproof mattress



Demostration Video

Models can be customized with MOQ according to specific requests.
Contact us to find more customized information.

MH-900B



Bed Body	Mattress Platform	Hi-Lo
L210 cm x W97 cm	L191 cm x W85 cm	 0 - 70°
		 0 - 40°
		 N/A
Bed Body, Mattress Platform & Hi-Lo Can Be Customized With MOQ.		

There is $\pm 5\%$ tolerance in all dimensions in this catalogue.

Feature



Powertrain: 2 Collapsible Cranks

Collapsible cranks provide back and knee.

Bed Body

1. Made of 30mmx60mm steel tubes with powder coatings.
2. IV holes & drainage bag hangers provided.



Steel Mattress Platform

1. Material: Steel with powder coatings
2. Built-in ventilation holes, restraint belt holes and mattress stoppers provided.



Detachable Head&Foot Boards

1. Material: Plastic
2. Steel hooks, built-in safety locks & bumpers equipped.

Lockable Castors

1. 5" lockable castors enable 360° rotation.
2. Pedal Horizontal = Unlock
Pedal Down = Lock




Collapsible Siderails

1. Material: aluminum alloy
2. Size: L150cm x W(H)38cm
3. Built-in pinch guard
4. Compatible with built-in siderail base on bed body



Standard Accessory

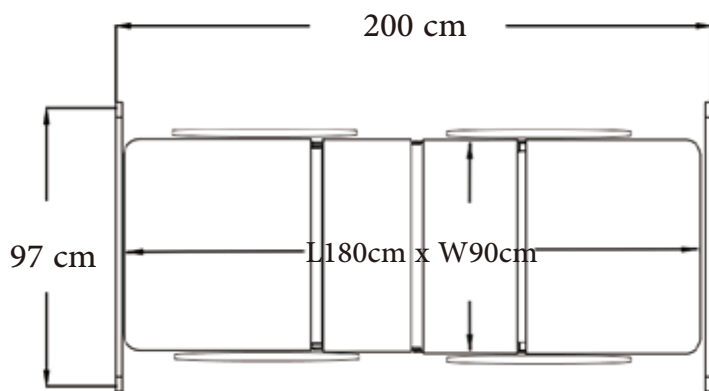
8cm tall waterproof mattress



Demostration Video

Models can be customized with MOQ according to specific requests.
Contact us to find more customized information.

MB-202



Bed Body	Mattress Platform	Hi-Lo
L 200 cm x W 97 cm	L 180 cm x W 9 cm	N/A
Bed Body & Mattress Platform Can Be Customized With MOQ.		

There is $\pm 5\%$ tolerance in all dimensions in this catalogue.

Feature



Bed Body

Material: 1.6mm thickness steel tubes with powder coatings.



Mattress Platform

1. Material: steel plates with powder coatings.
2. Fixed mattress platform with built-in ventilation holes and compatible with restraint belts.




Detachable Head&Foot Boards

1. Material: plastic
2. Equipped with steel hooks, built-in safety locks and bumpers.

Lockable Castors

1. 5" lockable castors enable 360° rotation.
2. Pedal Horizontal = Unlock
Pedal Down = Lock




Pull Down Tuck Away Siderails

1. Material: plastic
2. Gas-springs equipped

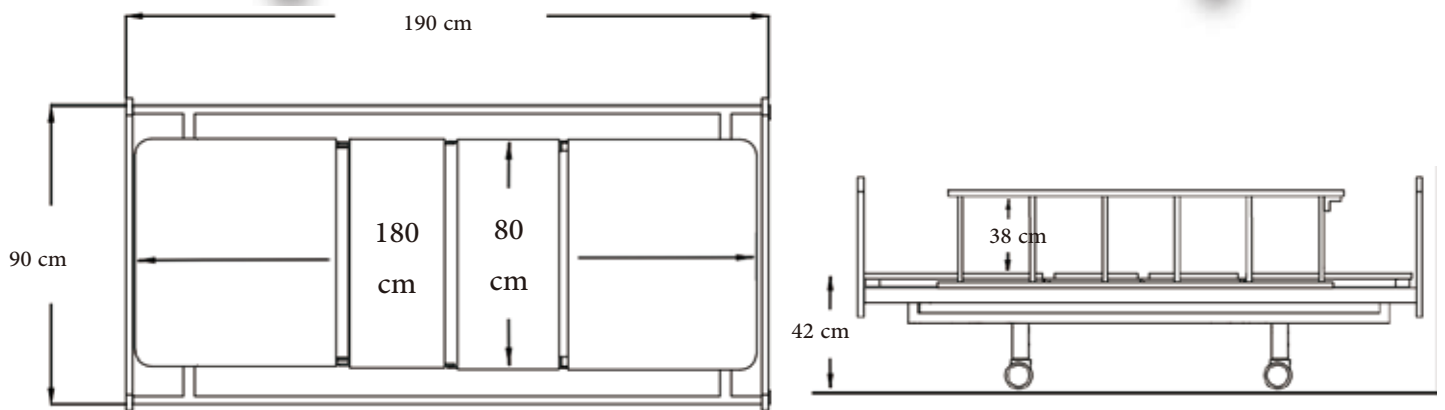
Standard Accessory

8cm tall waterproof mattress



Models can be customized with MOQ according to specific requests.
Contact us to find more customized information.

MH-203

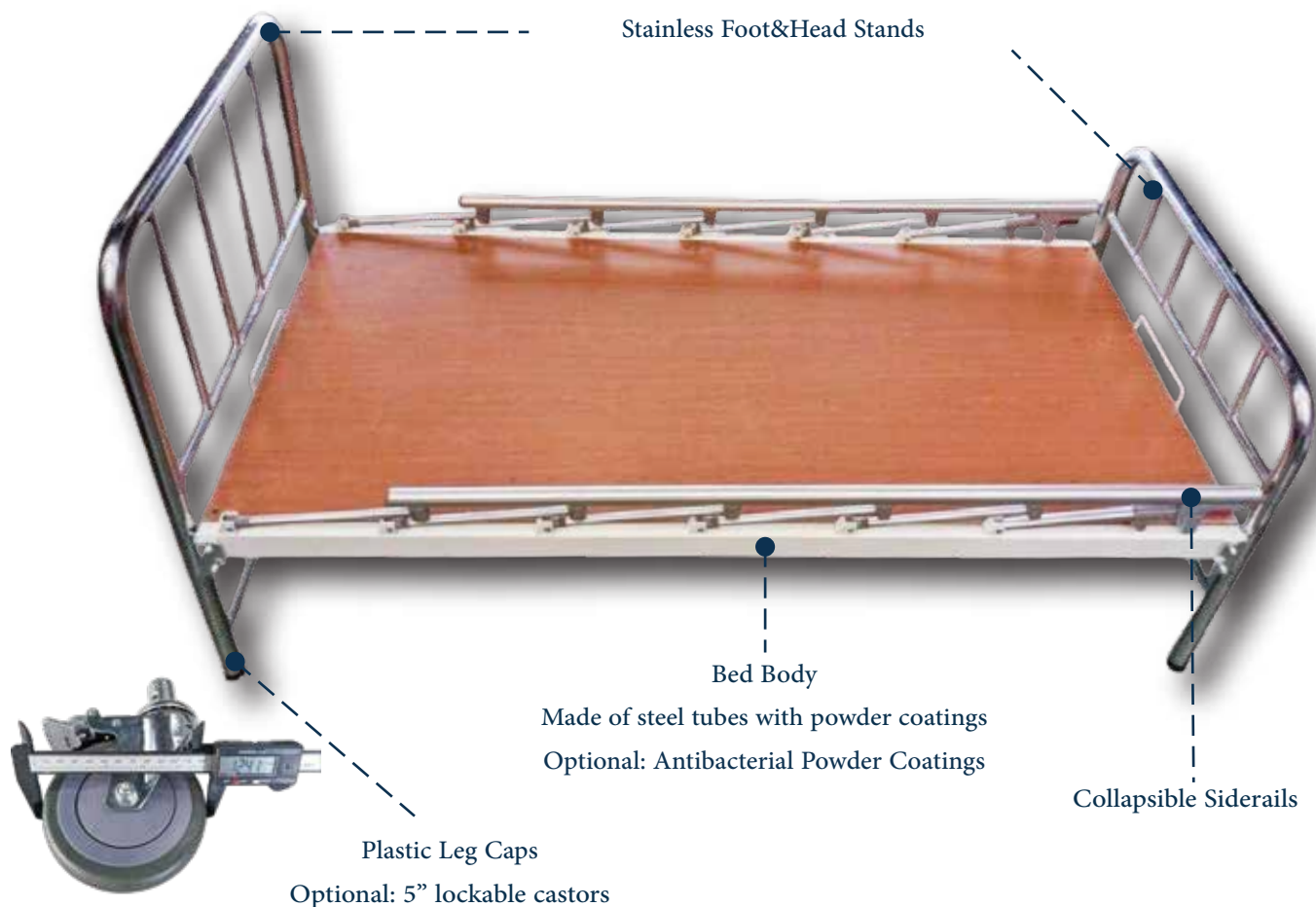


Bed Body	Mattress Platform	Hi-Lo
L 190 cm x W 90 cm	L 180 cm x W 80 cm	N/A


There is $\pm 5\%$ tolerance in all dimensions in this catalogue.

Mei Hsin reserves all rights to amend appearance, size and specification of products subject to change without prior notices.

Feature




Standard Accessory



Pediatric Hospital Beds

CH-1008





Bed Body	Hi-Lo	Feature
L 205 cm	 0 - 80°	1. Powder Coatings
W 94 cm	 0 - 40°	2. Mattress Platform: ABS or Steel
H 130 cm		3. Head&Foot Boards: Plastic
		4. Optional Accessory: IV Poles

There is $\pm 5\%$ tolerance in all dimensions in this catalogue.

1 Crank Emergency Stretcher

CH-1004-1






Bed Body	Hi-Lo	Feature
L 190 cm	 Manual Back Adjustment  54 - 85 cm	1. IV pole & Oxygen Stand
W 75 cm		2. ABS Siderails
H 54 cm		3. 6" Castors 4. Directional Castor

There is $\pm 5\%$ tolerance in all dimensions in this catalogue.

3 Cranks Emergency Stretcher CH1005




Bed Body	Hi-Lo		Feature
L 190 cm		0 - 80°	1. IV pole & Oxygen Stand 2. ABS Siderails 3. 6" Castors 4. Driectional Castor
W 75 cm		0 - 40°	
H 54 cm		54 - 85 cm	

There is $\pm 5\%$ tolerance in all dimensions in this catalogue.


Mattress

MH-302



Standard Size	L191 x W83 x H10 cm
Customization Range	Size: L 175 ~ 195cm W 80 ~ 92cm H 4 ~ 12cm Density: 30 ~ 59 Kg/M ³ Hardness: 7 ~ 70 Degrees
Foam Material	High Density Foam
Cover Material	PU / Nylon / Polyester/ Knitted Fabric / Canvas
Features	1. Foam can be 1 ~ 2 layers adhesive structure 2. Size, density and hardness in said customization range can be in any combination 3. RoHS, waterproof & Breathable 4. Flame-retardant, Anti-bacterial & Anti-mold function can be customized

MH-301



Size: L193 x W85 x H10cm


Foam: Spring-Shaped High Denisty Foam

Cover: Woven Fabrics

Feature: Waterproof & Breathable

Customization: Flame-retardant, Anti-bacterial
& Anti-mold

MH-303



Size: L193 x W85 x H10cm

Upper Layer Foam: Anti-decubitus Memory Foam


Lower Layer Foam: Breathable High Denisty Foam

Cover: Woven Fabrics

Feature: Waterproof & Breathable

Customization: Flame-retardant, Anti-bacterial & Anti-mold

MH-305




Size: L193 x W85 x H10cm

Inner: Coconut Coir With

High Density Foam In Between

Cover: Breathable Canvas

MH-306



Size: L193 x W85 x H7.5cm

Inner: Coconut Coir

Cover: Breathable Canvas

Bedside Cabinets

MH-506



Size	L46 x W47 x H86 cm
Material	ABS
Assembly Method	Mortise & Tenon Structure With Adhesive
Drawer Dimension	L42 x W40 x H8 cm
Feature	<ol style="list-style-type: none"> 1. Main Body / Counter Top / Pull Panel / Drawer / Door : ABS 2. Towel Racks: 2 pieces (L35 x W6 cm) 3. 50mm Castors (Lockable x2 / Unlockable x2) 4. Flame-retardant Can Be Customized

Video



Countertop

L46 x W44 cm

Sidewall

Prevent Items From Falling Off

Pull Panel

L46 x W44 cm

Cup & Thermometer
Holder

Drawer

L42 x W40 x H8 cm

Slippers Rack With
Ventilation Holes

L42 x H10 cm

50mm Castors

In Mortise & Tenon Design



MH-501



Size: L46 x W46 x H93 cm

Feature: 1. ABS Countertop
2. Drawer, Pull Panel & Stainless Steel Towel Racks
3. Material: Honeycomb Board

MH-502



Size: L56 x W46 x H80 cm

Feature: 1. ABS Countertop
2. Drawer, Pull Panel & Ball Bearing Sliders
3. Stainless Steel Towel Racks
4. Material: Steel Plates With Powder Coatings

MH-503

Size: L46 x W46 x H93 cm

Feature: 1. ABS Countertop
2. Drawer, Pull Panel, Ball Bearing Sliders, Slippers Rack & Stainless Steel Towel Racks
4. Material: Steel Plates With Powder Coatings



IV Poles




MH-600 Stainless Steel IV Pole
(Height Adjustment: 110 ~ 183 cm)

CH2055 Mobile Stainless Steel IV Stand
(L160 x H230 cm)



CH2008 Heavy Duty Stainless Steel Trolley
(L100 x W60 x H75 cm)

Bed Accessories



AB-02-1
ABS Retractable Dining Table



AB-02
Wood Dining Table



ABS Anamnesis Box



Acrylic
Bedside Patient Card Holder
(L15*w11cm)



Stainless Steel
Drainage Bottle Holder

Nursing Station Equipment



CH2011 Emergency Crash Cart
Size: L65 x W48 x H100 cm
Feature: Stainless Steel & CPR Board



CH2012 Emergency Crash Cart
Size: L45 x W40 x H88 cm
Feature: Stainless Steel & Acrylic CPR Board



CH2013 UD Dose Cart (50 serves)
Size: L68 x W49 x H98 cm
Feature: 1. ABS Dose Box
2. Stainless Steel Body



CH2015 UD Dose Cart (30 serves)
Size: L44 x W49 x H98 cm
Feature: 1. ABS Dose Box
2. Stainless Steel Body



CH2020-1 UD Dose Cart (50 serves)
Size: L56 x W49 x H93 cm
Feature: 1. ABS Dose Box & Countertop
2. Powder Coatings



CH2014 UD Dose Cart (40 serves)
Size: L56 x W48 x H98 cm
Feature: 1. ABS Dose Box
2. Stainless Steel Body



CH2017 Nursing Cart
Size: L56 x W49 x H98 cm
Feature: 1. ABS Dose Box
2. Stainless Steel Body



CH2018 UD Dose Cart (40 serves)
Size: L56 x W49 x H93 cm
Feature: 1. ABS Dose Box & Countertop
2. Powder Coatings



CH2019 Dressing Cart
Size: L60 x W45 x H80 cm
Feature: Stainless Steel Body



CH2028 Nursing Cart
Size: L56 x W49 x H98 cm
Feature: 1. ABS Countertop
2. Powder Coatings
3. #304 Base



CH2021 Baby Crib
Size: L68 x W38 x H76 cm
Feature: 1. Stainless Steel Body
2. Acrylic Basin



CH2022 Baby Crib
Size: L68 x W38 x H76 cm
Feature: 1. Powder Coatings
2. Acrylic Basin



CH2023 Emergency Crash Cart
 Size: L56 x W49 x H98 cm
 Feature: 1. ABS Countertop
 2. Powder Coatings
 3. CPR Board



CH2024 Nursing Cart
 Size: L56 x W49 x H98 cm
 Feature: 1. ABS Dose Box & Countertop
 2. Powder Coatings
 3. #304 Base



CH2025 Emergency Crash Cart
 Size: L56 x W49 x H98 cm
 Feature: 1. ABS Dose Box & Countertop
 2. Powder Coatings
 3. CPR Board



CH2026 Nursing Cart
 Size: L56 x W49 x H98 cm
 Feature: 1. ABS Dose Box & Countertop
 2. Powder Coatings
 3. #304 Base



CH2027-1 Anesthetization Cart
 Size: L56 x W49 x H98 cm
 Feature: 1. ABS Countertop
 2. Powder Coatings



CH2029 Recline Chair
Size: L60 x W80 x H95 cm (Extended: L60 x W185 cm)
Feature: 1. #304 Base
2. Artificial leather With High Density Foam



CH2031 Diagnostic Couch
Size: L180 x W60 x H55 cm
Feature: #304 Base



CH2009 Injection Chair
Size: L40 x W55 x H88 cm
Feature: Stainless Steel



CH2010 Shower Bench
Size: L46 x W42 x H34~36 cm
(Adjustable Height)
Feature: Aluminum alloy & ABS



CH2032 Ward Screen
Size: L227 x W40 x H175 cm
Feature: Stainless Steel



CH2046 Rolling Stool
Feature: Adjustable Height



CH2033 Three Tier Apparatus Trolley
Size: L70 x W45 x H85 cm
Feature: Stainless Steel



CH2034 Two Tier Apparatus Trolley
Size: L60 x W45 x H75 cm
Feature: Stainless Steel



CH2035 Two Tier Apparatus Trolley
Size: L70 x W45 x H85 cm
Feature: Stainless Steel



CH2036 Two Tier Apparatus Trolley
Size: L60 x W45 x H80 cm
Feature: Stainless Steel



CH2037 Apparatus Trolley
Size: L80 x W45 x H80 cm
Feature: Stainless Steel



CH2038 Stainless Basin Stand
Size: L75 x W36 x H80 cm
Feature: Stainless Steel



CH2039 Overbed Table
Size: L80 x W38 x H81~108 cm
Feature: #304 Base



CH2040 Overbed Table
Size: L80 x W38 x H81~108 cm
Feature: #304 Base, Gas Spring



CH2041 Mayo Cart
Size: L43 x W32 x H85 cm
Feature: Stainless Steel



CH2042 Kick Bucket
Size: Diameter35 x H43 cm
Feature: Stainless Steel



CH2043 Two Tier Foot Step
Size: L40 x W60 x H43 cm
Feature: Stainless Steel



CH2044 Foot Step
Size: L40 X W30 X H25 cm
Feature: Stainless Steel

Memo



Contact Information



+886 - 4 - 7569272



+886 - 4 - 7563726



meihsin.sales@msa.hinet.net



<http://www.meihsin.com.tw>



No.53, Xin'an Road, Hemei Township,
Changhua County 508009, Taiwan